

Introduction to ROC-Profiler (rocprof)

Gina Sitaraman, Suyash Tandon, Justin Chang, Julio Maia, Noel Chalmers, Paul T. Bauman, Nicholas Curtis, Nicholas Malaya, Alessandro Fanfarillo, Jose Noudohouenou, Chip Freitag, Damon McDougall, Noah Wolfe, Jakub Kurzak, Samuel Antao, George Markomanolis, Bob Robey

EuroCC-AMD Workshop
May 5th, 2023

AMD 
together we advance_

What is ROC-Profiler?

- ROC-profiler (also referred to as `rocprof`) is the command line front-end for AMD's GPU profiling libraries
 - Repo: <https://github.com/ROCm-Developer-Tools/rocprofiler>
- rocprof contains the central components allowing application traces and counter collection
 - Under constant development
- Distributed with ROCm
- The output of rocprof can be visualized in the Chrome browser with Perfetto (<https://ui.perfetto.dev/>)

Background – AMD Profilers

ROC-profiler (rocprof)

Hardware Counters

Raw collection of GPU counters and traces

Counter collection with user input files

Counter results printed to a CSV

Traces and timelines

Trace collection support for

CPU copy

HIP API

HSA API

GPU Kernels

Visualisation

Traces visualized with Perfetto

	A	B	C	D	E
1	Name	Calls	TotalDura	AverageN	Percentage
2	hipMemcpyAsync	99	3.22E+10	3.25E+08	44.14872
3	hipEventSynchronize	330	2.42E+10	73394557	33.225
4	hipMemsetAsync	87	7.76E+09	89232696	10.64953
5	hipHostMalloc	9	5.41E+09	6.01E+08	7.415198
6	hipDeviceSynchronize	28	1.32E+09	47006288	1.805515
7	hipHostFree	17	1.05E+09	61534688	1.435014
8	hipMemcpy	41	8.11E+08	19791876	1.113161
9	hipLaunchKernel	1856	58082083	31294	0.079676
10	hipStreamCreate	2	46380834	23190417	0.063625
11	hipMemset	2	18847246	9423623	0.025854
12	hipStreamDestroy	2	15183338	7591669	0.020828
13	hipFree	38	8269713	217624	0.011344
14	hipEventRecord	330	2520035	7636	0.003457
15	hipMalloc	30	1484804	49493	0.002037
16	__hipPopCallConfigura	1856	229159	123	0.000314
17	__hipPushCallConfigur	1856	224177	120	0.000308
18	hipGetLastError	1494	100458	67	0.000138
19	hipEventCreate	330	76675	232	0.000105
20	hipEventDestroy	330	64671	195	8.87E-05
21	hipGetDevicePropertie	47	51808	1102	7.11E-05
22	hipGetDevice	64	11611	181	1.59E-05
23	hipSetDevice	1	401	401	5.50E-07
24	hipGetDeviceCount	1	220	220	3.02E-07

Omnitrace

Trace collection

Comprehensive trace collection

CPU

GPU

Supports

CPU copy

HIP API

HSA API

GPU Kernels

OpenMP®

MPI

Kokkos

p-threads

multi-GPU

Visualisation

Traces visualized with Perfetto



Omniperf

Performance Analysis

Automated collection of hardware counters

Analysis

Visualisation

Supports

Speed of Light

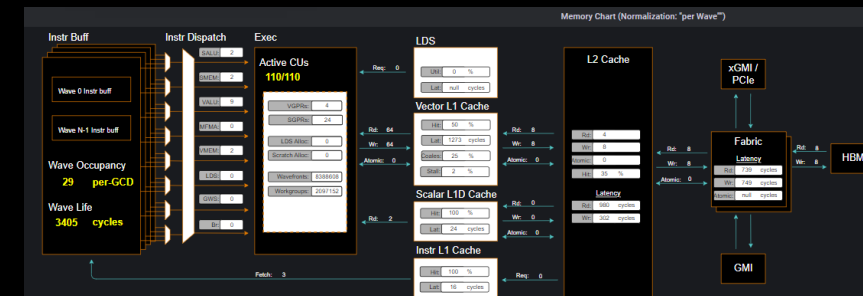
Memory chart

Rooflines

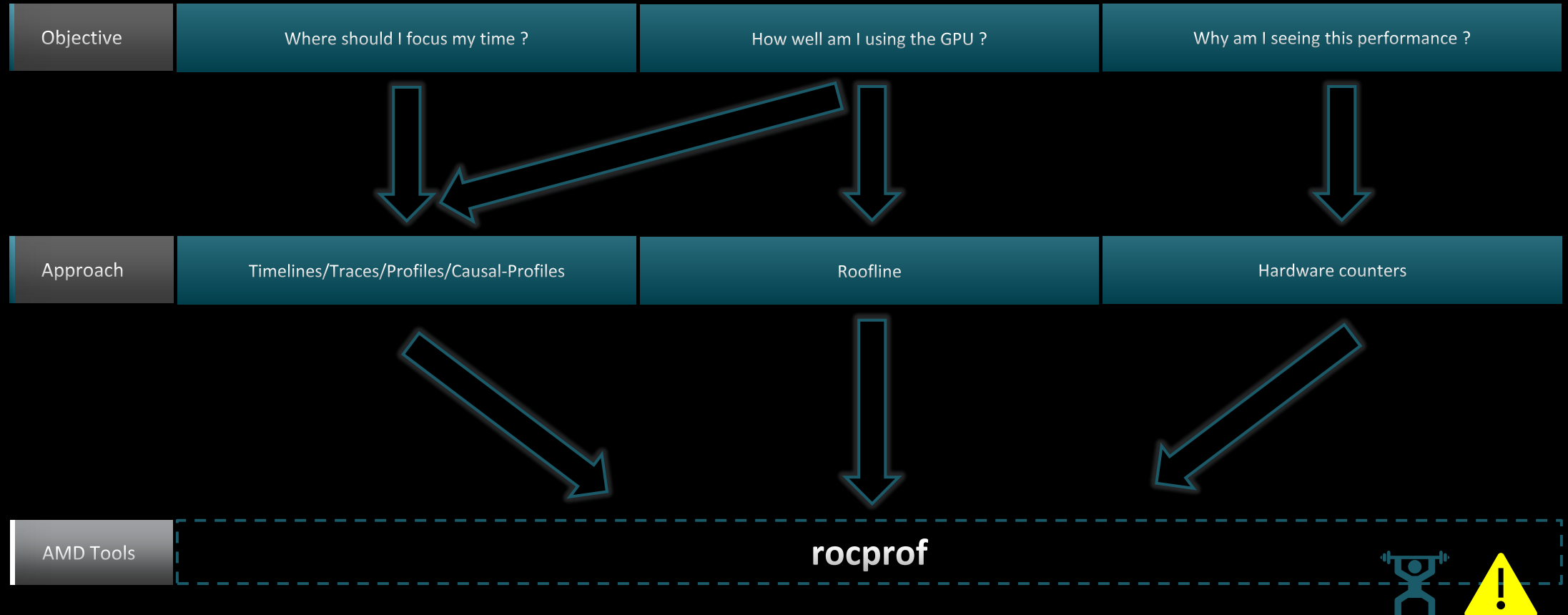
Kernel comparison

Visualisation

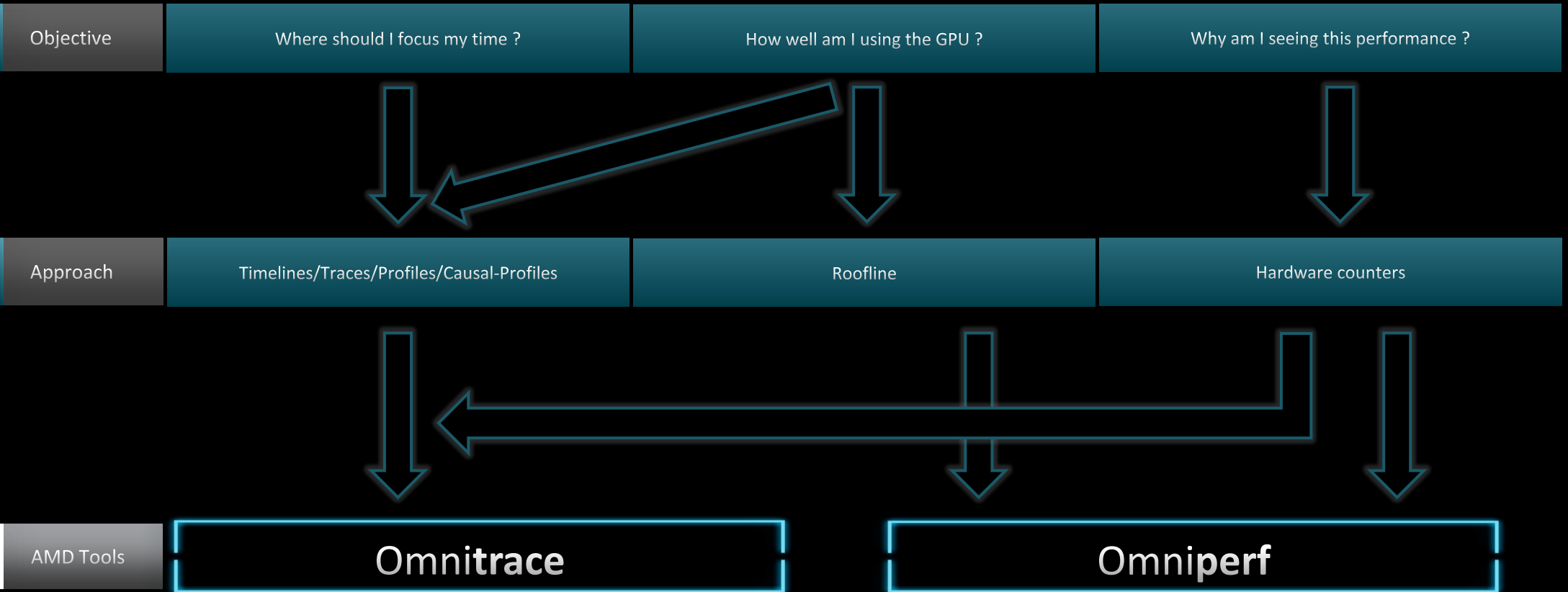
With Grafana or standalone GUI



Background – AMD Profilers



Background – AMD Profilers



rocprof: Getting Started + Useful Flags

- To get help:

```
${ROCM_PATH}/bin/rocprof -h
```

- Useful housekeeping flags:

- `--timestamp <on|off>` - turn on/off gpu kernel timestamps
- `--basenames <on|off>` - turn on/off truncating gpu kernel names (i.e., removing template parameters and argument types)
- `-o <output csv file>` - Direct counter information to a particular file name
- `-d <data directory>` - Send profiling data to a particular directory
- `-t <temporary directory>` - Change the directory where data files typically created in /tmp are placed. This allows you to save these temporary files.

- Flags directing rocprofiler activity:

- `-i input<.txt|.xml>` - specify an input file (note the output files will now be named input.*)
- `--hsa-trace` - to trace GPU Kernels, host HSA events (more later) and HIP memory copies.
- `--hip-trace` - to trace HIP API calls
- `--roctx-trace` - to trace roctx markers
- `--kfd-trace` - to trace GPU driver calls

- Advanced usage

- `-m <metric file>` - Allows the user to define and collect custom metrics. See [rocprofiler/test/tool/*.xml](#) on GitHub for examples.

rocpof: Kernel Information

- rocprof can collect kernel(s) execution stats
 - \$ /opt/rocm/bin/rocprof --stats --basenames on <app with arguments>
- This will output two csv files:
 - results.csv: information per each call of the kernel
 - results.stats.csv: statistics grouped by each kernel
- Content of results.stats.csv to see the list of GPU kernels with their durations and percentage of total GPU time:

```
"Name", "Calls", "TotalDurationNs", "AverageNs", "Percentage"
"JacobiIterationKernel", 1000, 556699359, 556699, 43.291753895270446
"NormKernel1", 1001, 430797387, 430367, 33.500980655394606
"LocalLaplacianKernel", 1000, 280014065, 280014, 21.775307970480817
"HaloLaplacianKernel", 1000, 14635177, 14635, 1.1381052818810995
"NormKernel2", 1001, 3770718, 3766, 0.2932300765671734
"__amd_rocclr_fillBufferAligned.kd", 1, 8000, 8000, 0.0006221204058583505
```

- In a spreadsheet viewer, it is easier to read:

	A	B	C	D	E
1	Name	Calls	TotalDurationNs	AverageNs	Percentage
2	JacobiIterationKernel	1000	556699359	556699	43.2917538952704
3	NormKernel1	1001	430797387	430367	33.5009806553946
4	LocalLaplacianKernel	1000	280014065	280014	21.7753079704808
5	HaloLaplacianKernel	1000	14635177	14635	1.1381052818811
6	NormKernel2	1001	3770718	3766	0.293230076567173
7	__amd_rocclr_fillBufferAligned	1	8000	8000	0.000622120405858

rocpfrof: Collecting Application Traces

- rocpfrof can collect a variety of trace event types, and generate timelines in JSON format for use with Perfetto, currently:

Trace Event	rocpfrof Trace Mode
HIP API call	--hip-trace
GPU Kernels	--hip-trace
Host <-> Device Memory copies	--hip-trace
CPU HSA Calls	--hsa-trace
User code markers	--roctx-trace

- You can combine modes like --hip-trace --hsa-trace
- If profiling OpenMP offload code, --hsa-trace is required to show HSA activity

rocprof + Perfetto: Collecting and Visualizing Application Traces

- rocprof can collect traces

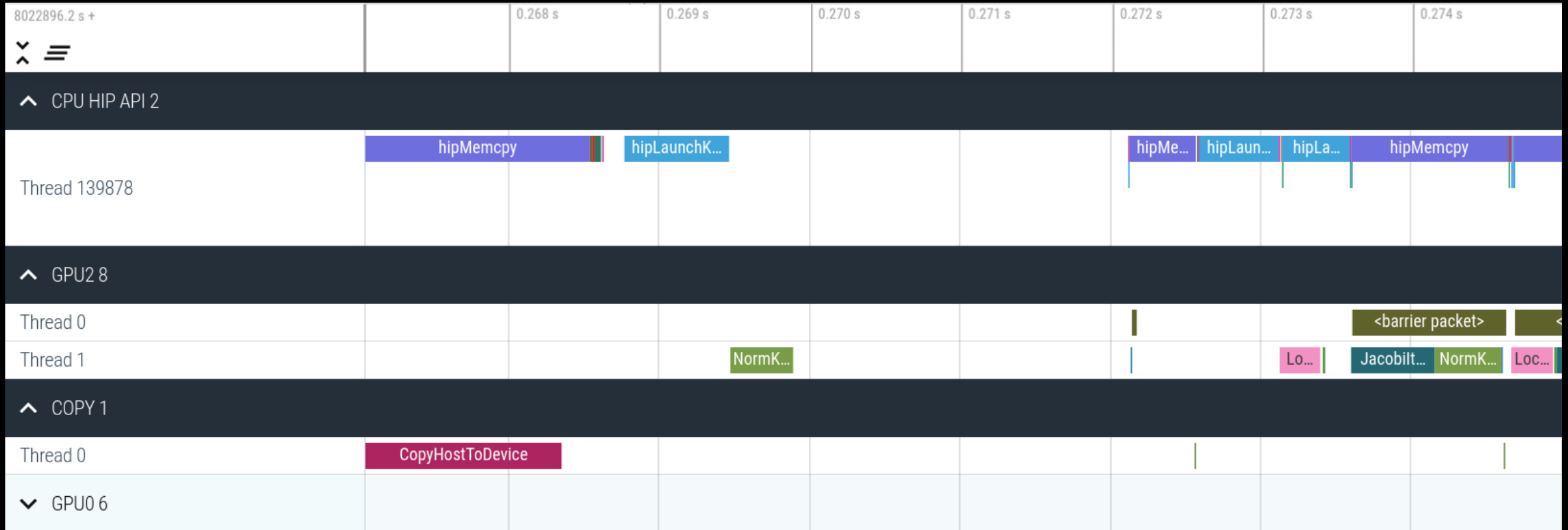
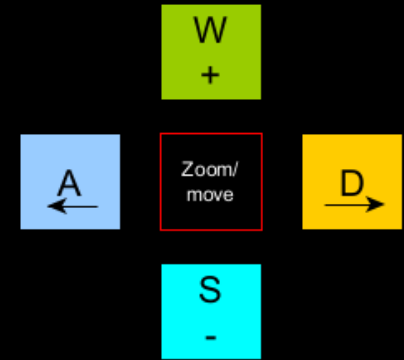
```
$ /opt/rocm/bin/rocprof --hip-trace <app with arguments>
```

This will output a .json file that can be visualized using the Chrome browser and Perfetto (<https://ui.perfetto.dev/>)

The screenshot displays the Perfetto web interface with a dark sidebar on the left and a main visualization area on the right. The sidebar includes a 'Navigation' section with 'Open trace file' (highlighted by a red arrow), 'Open with legacy UI', and 'Record new trace'. Below this is the 'Current Trace' section showing 'results.json (152 MB)' and options like 'Show timeline', 'Download', 'Query (SQL)', 'Metrics', and 'Info and stats'. At the bottom of the sidebar, it shows the date 'May 5th, 2023' and a 'Convert trace' button. The main area shows a timeline from 0.0s to 0.4s. It is divided into three sections: 'CPU HIP API 2', 'GPU2 8', and 'COPY 1'. The 'CPU HIP API 2' section shows a 'hipMemset' operation on 'Thread 140096' with a red box and an orange label 'HIP API Activity'. The 'GPU2 8' section shows activity on 'Thread 0' and 'Thread 1' with a red box and an orange label 'GPU activity'. The 'COPY 1' section shows activity on 'Thread 0' with a red box and an orange label 'Copy activity (H2D and D2H)'. The AMD logo and tagline 'together we advance_' are in the bottom right corner.

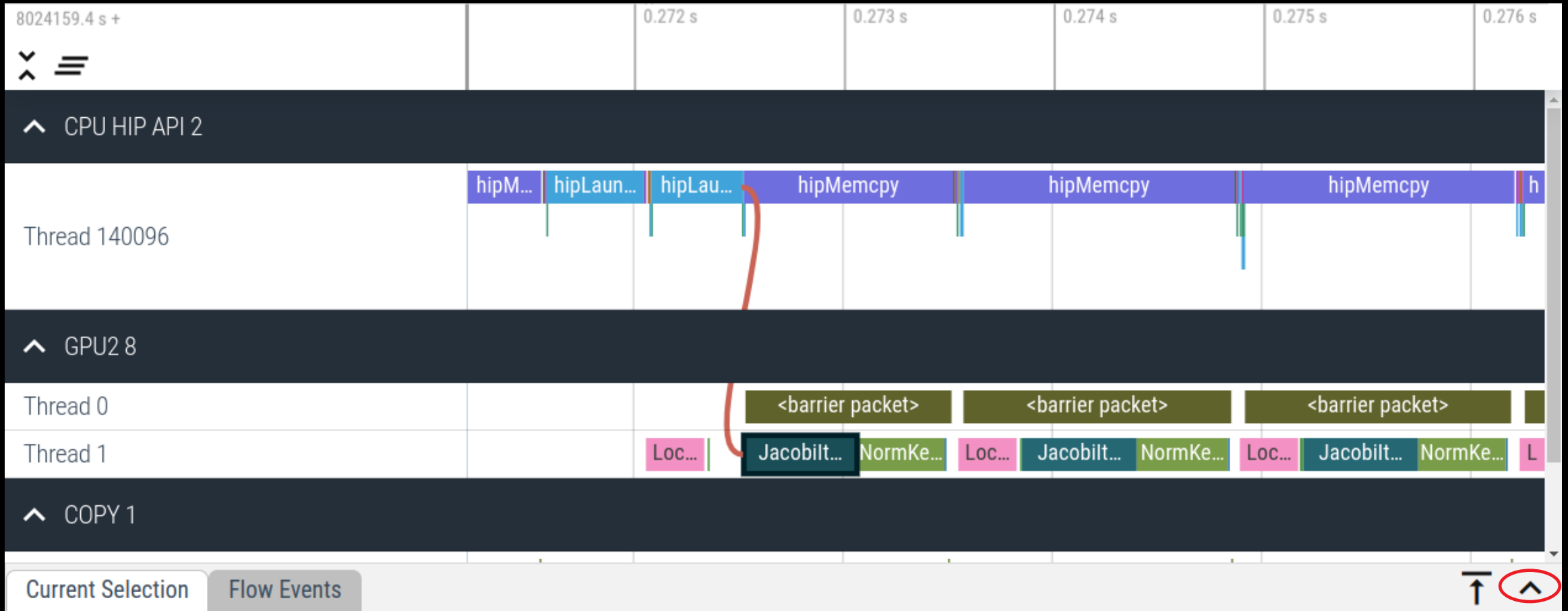
Perfetto: Visualizing Application Traces

- Zoom in to see individual events
- Navigate trace using WASD keys



Perfetto: Kernel Information and Flow Events

- Zoom and select a kernel, you can see the link to the HIP call launching the kernel
- Try to open the information for the kernel (button at bottom right)



Perfetto: Kernel Information and Flow Events

Current Selection | Flow Events

Slice Details

Name	JacobilerationKernel(int, double, double, double const*, double const*, double*, double*)	Preceding flows	hipLaunchKernel
Category	null	Slice	6us
Start time	272ms 523us 999ns	Delay	NULL (CPU HIP API 2)
Duration	541us Duration	Thread	
Thread duration	0s (0.00%)	Arguments	
Thread	1	args	
Process	GPU2 8	BeginNs	8024159641088210
Slice ID	57	Data	NULL
		DurationNs	541599
		EndNs	8024159641629809
		Name	JacobilerationKernel(int, double, double, double const*, double const*, double*, double*)
		pid	140096
		tid	140096
		dev-id	2
		queue-id	1
		stream-id	1

Kernel name and args

Stream where kernel was launched in

Current Selection | Flow Events

Flow events

Direction	Duration	Connected Slice ID	Connected Slice Name	Thread Out	Thread In	Process Out	Process In	Flow Category	Flow Name
Incoming	6us	52	hipLaunchKernel	NULL	NULL	CPU HIP API 2	GPU2 8	DataFlow	dep

rocprof: Collecting Application Traces with rocTX Markers and Regions

- rocprof can collect user defined regions or markers using rocTX

- Annotate code with roctx regions:

```
#include <roctx.h>
...
    roctxRangePush("reduce_for_c");
    reduce_function ();
    roctxRangePop();
...
```

- Annotate code with roctx markers:

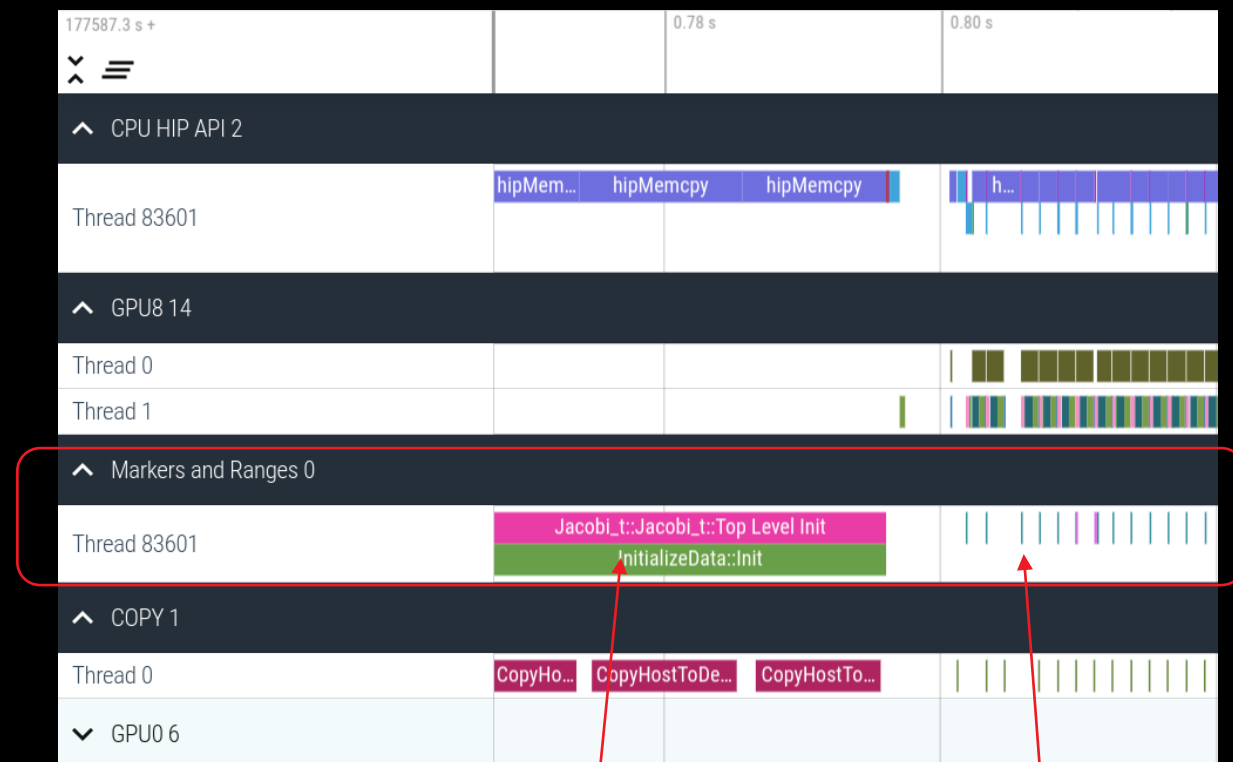
```
...
    roctxMark("start of some code");
    // some_code
    roctxMark("end of some code");
...
```

- Add roctx and roctracer libraries to link line:

```
-L${ROCM_PATH}/lib -lroctx64 -lroctracer64
```

- Profile with --roctx-range option:

```
$ /opt/rocm/bin/rocprof --hip-trace --roctx-trace <app with arguments>
```



Roctx Marker

Roctx Range

rocprof: Collecting Hardware Counters

- rocprof can collect a number of hardware counters and derived counters
 - `$ /opt/rocm/bin/rocprof --list-basic`
 - `$ /opt/rocm/bin/rocprof --list-derived`
- Specify counters in a counter file. For example:
 - `$ /opt/rocm/bin/rocprof -i rocprof_counters.txt <app with args>`
 - `$ cat rocprof_counters.txt`

```
pmc : Wavefronts VALUInsts VFetchInsts VWriteInsts VALUUtilization VALUBusy WriteSize  
pmc : SALUInsts SFetchInsts LDSInsts FlatLDSInsts GDSInsts SALUBusy FetchSize  
pmc : L2CacheHit MemUnitBusy MemUnitStalled WriteUnitStalled ALUStalledByLDS LDSBankConflict
```
- A limited number of counters can be collected during a specific pass of code
 - Each line in the counter file will be collected in one pass
 - You will receive an error suggesting alternative counter ordering if you have too many / conflicting counters on one line
- A csv file will be created containing all the requested counters for each invocation of every kernel

Larger Traces with Perfetto

- There is a memory limit in the Chrome browser. There is a way to read in the trace for the browser before starting it up.

Linux

- `curl -LO https://get.perfetto.dev/trace_processor`
- `chmod +x ./trace_processor`
- `./trace_processor --httpd <path to trace file>`
- Open up Chrome browser and go to <https://ui.perfetto.dev>
- When prompted, click on "Yes, use loaded trace"

Windows

- Open up https://get.perfetto.dev/trace_processor in a browser to download the python script
- `py trace_processor --httpd <trace file>`
 - You may need to download and install python on your windows system
- Open up Chrome browser and go to <https://ui.perfetto.dev>
- When prompted, click on "Yes, use loaded trace"

rocpfrof: Commonly Used GPU Counters

VALUUtilization	The percentage of ALUs active in a wave. Low VALUUtilization is likely due to high divergence or a poorly sized grid
VALUBusy	The percentage of GPUTime vector ALU instructions are processed. Can be thought of as something like compute utilization
FetchSize	The total kilobytes fetched from global memory
WriteSize	The total kilobytes written to global memory
L2CacheHit	The percentage of fetch, write, atomic, and other instructions that hit the data in L2 cache
MemUnitBusy	The percentage of GPUTime the memory unit is active. The result includes the stall time
MemUnitStalled	The percentage of GPUTime the memory unit is stalled
WriteUnitStalled	The percentage of GPUTime the write unit is stalled

Full list at: <https://github.com/ROCm-Developer-Tools/rocprofiler/blob/amd-master/test/tool/metrics.xml>

Performance Counters Tips and Tricks

- GPU Hardware counters are global
 - Kernel dispatches are serialized to ensure that only one dispatch is ever in flight
 - It is recommended that no other applications are using the GPU when collecting performance counters
- Use `--basenames` on which will report only kernel names, leaving off kernel arguments
- How do you time a kernel's duration?
 - `$ /opt/rocm/bin/rocprof --timestamp on -i rocprof_counters.txt <app with args>`
 - This produces four times: DispatchNs, BeginNs, EndNs, and CompleteNs
 - Closest thing to a kernel duration: EndNs - BeginNs
 - If you run with “`--stats`” the resultant `results.stats.csv` file will include a kernel duration column
 - Note: the duration is aggregated over repeated calls to the same kernel

rocprof: Multiple MPI Ranks

- rocprof can collect counters and traces for multiple MPI ranks
- Say you want to profile an application usually called like this:

```
mpiexec -np <n> ./Jacobi_hip -g <x> <y>
```
- Invoke the profiler by executing:

```
mpiexec -np <n> rocprof <rocprof_options> ./Jacobi_hip -g <x> <y>
```

or

```
srun --ntasks=n rocprof <rocprof_options> ./Jacobi_hip -g <x> <y>
```
- By directing output files from each rank to different directories, we can collect traces for each rank separately
 - Use a helper script for this, and run your program as shown below:

```
mpiexec -np <n> helper_rocprof.sh ./Jacobi_hip -g <x> <y>
```
- Multi-node profiling currently isn't supported

Profiling Multiple MPI Ranks

```
$cat rocprof_wrapper.sh
```

```
#!/bin/bash
set -euo pipefail
# depends on ROCM_PATH being set outside; input arguments are the output directory & the name
outdir="$1"
name="$2"
if [[ -n ${OMPI_COMM_WORLD_RANK+z} ]]; then
    # mpich
    export MPI_RANK=${OMPI_COMM_WORLD_RANK}
elif [[ -n ${MV2_COMM_WORLD_RANK+z} ]]; then
    # ompi
    export MPI_RANK=${MV2_COMM_WORLD_RANK}
elif [[ -n ${SLURM_PROCID+z} ]]; then
    export MPI_RANK=${SLURM_PROCID}
else
    echo "Unknown MPI layer detected! Must use OpenMPI, MVAPICH, or SLURM"
    exit 1
fi
rocprof="${ROCM_PATH}/bin/rocprof"

pid="$ $"
outdir="${outdir}/rank_${pid}_${MPI_RANK}"
outfile="${name}_${pid}_${MPI_RANK}.csv"
${rocprof} -d ${outdir} --hsa-trace -o ${outdir}/${outfile} "${@:3}"
```

Output directory per rank

Filenames annotated with rank as well

Application and its arguments

rocprof: Profiling Overhead

- As with every profiling tool, there is an overhead
- The percentage of the overhead depends on the profiling options used
 - For example, tracing is faster than hardware counter collection
- When collecting many counters, the collection may require multiple passes
- With rocTX markers/regions, tracing can take longer and the output may be large
 - Sometimes too large to visualize
- The more data collected, the more the overhead of profiling
 - Depends on the application and options used

Summary

- rocprof is the open source, command line AMD GPU profiling tool distributed with ROCm
- Many other tools are built over rocprof
- rocprof provides tracing of GPU kernels, HIP API, HSA API and Copy activity
- rocprof can be used to collect GPU hardware counters with additional overhead
- JSON Traces can be viewed in Perfetto UI
- Other output files are in text/CSV format

Disclaimer

The information presented in this document is for informational purposes only and may contain technical inaccuracies, omissions, and typographical errors. The information contained herein is subject to change and may be rendered inaccurate for many reasons, including but not limited to product and roadmap changes, component and motherboard version changes, new model and/or product releases, product differences between differing manufacturers, software changes, BIOS flashes, firmware upgrades, or the like. Any computer system has risks of security vulnerabilities that cannot be completely prevented or mitigated. AMD assumes no obligation to update or otherwise correct or revise this information. However, AMD reserves the right to revise this information and to make changes from time to time to the content hereof without obligation of AMD to notify any person of such revisions or changes.

THIS INFORMATION IS PROVIDED 'AS IS.' AMD MAKES NO REPRESENTATIONS OR WARRANTIES WITH RESPECT TO THE CONTENTS HEREOF AND ASSUMES NO RESPONSIBILITY FOR ANY INACCURACIES, ERRORS, OR OMISSIONS THAT MAY APPEAR IN THIS INFORMATION. AMD SPECIFICALLY DISCLAIMS ANY IMPLIED WARRANTIES OF NON-INFRINGEMENT, MERCHANTABILITY, OR FITNESS FOR ANY PARTICULAR PURPOSE. IN NO EVENT WILL AMD BE LIABLE TO ANY PERSON FOR ANY RELIANCE, DIRECT, INDIRECT, SPECIAL, OR OTHER CONSEQUENTIAL DAMAGES ARISING FROM THE USE OF ANY INFORMATION CONTAINED HEREIN, EVEN IF AMD IS EXPRESSLY ADVISED OF THE POSSIBILITY OF SUCH DAMAGES.

Third-party content is licensed to you directly by the third party that owns the content and is not licensed to you by AMD. ALL LINKED THIRD-PARTY CONTENT IS PROVIDED "AS IS" WITHOUT A WARRANTY OF ANY KIND. USE OF SUCH THIRD-PARTY CONTENT IS DONE AT YOUR SOLE DISCRETION AND UNDER NO CIRCUMSTANCES WILL AMD BE LIABLE TO YOU FOR ANY THIRD-PARTY CONTENT. YOU ASSUME ALL RISK AND ARE SOLELY RESPONSIBLE FOR ANY DAMAGES THAT MAY ARISE FROM YOUR USE OF THIRD-PARTY CONTENT.

© 2023 Advanced Micro Devices, Inc. All rights reserved. AMD, the AMD Arrow logo, ROCm, and combinations thereof are trademarks of Advanced Micro Devices, Inc. in the United States and/or other jurisdictions. Other names are for informational purposes only and may be trademarks of their respective owners.

AMD 